



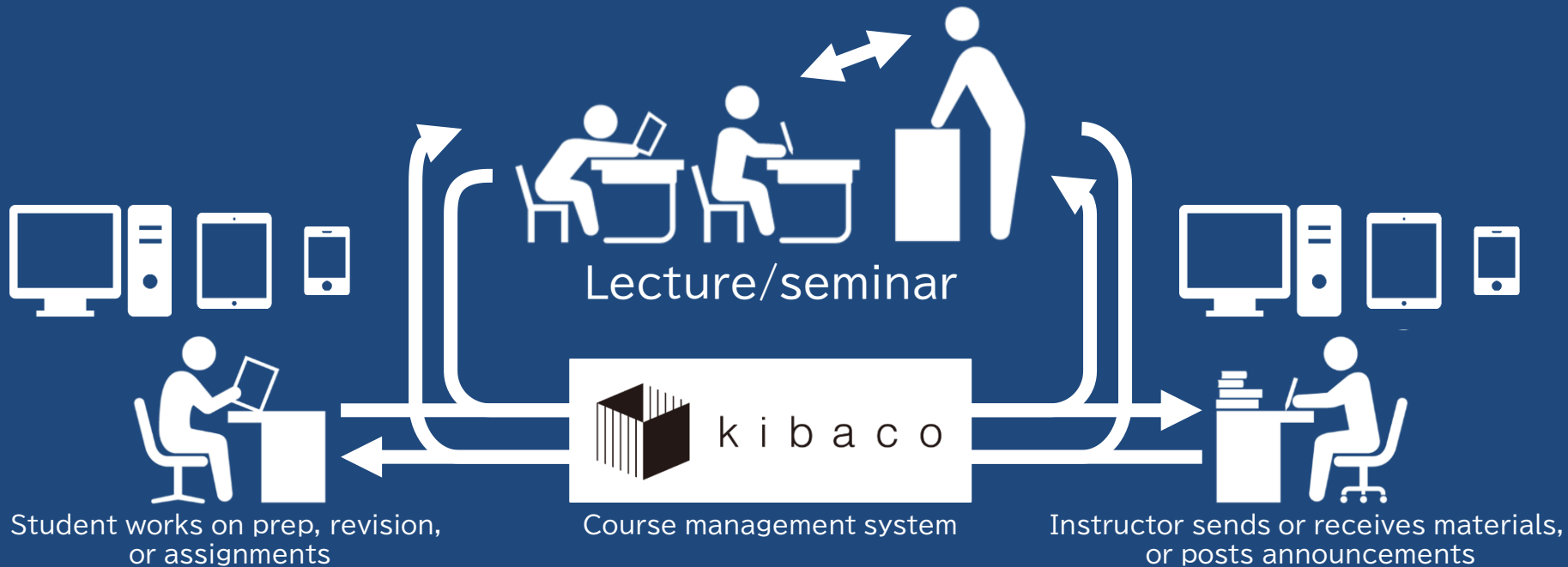
## About e-learning at TMU

Information Studies, University Education Center

Information and Media Studies,  
Library and Computer/Network Center

# What is kibaco?

- A course management system used as standard across TMU



# kibaco's attributes

- Can use whenever & wherever
  - Not just in the classroom
  - Can access from PC, tablet, or smartphone
- Compatible with all classes at TMU
  - Every student already has an account
  - kibaco has courses for all classes at TMU  
(whether kibaco is actually used depends on the class)

# Accessing kibaco

- Use the following url:  
<https://kibaco.tmu.ac.jp/>
- Or search on Google (or Yahoo, Bing, etc.)

kibaco

検索

- Or scan the QR code with a smartphone or other device



# Logging in

The screenshot shows the Kibaco website interface. At the top right, there is a login form with fields for 'ユーザー ID' (User ID) and 'パスワード' (Password), and a 'ログイン' (Login) button. A red rectangular box highlights this entire login area. A blue callout box with a white border points to the 'ユーザー ID' field, containing the text: 'Enter your user ID here (letter u followed by your seven-digit student ID number)'. The main content area of the page includes a navigation menu on the left, a 'ようこそ!' (Welcome!) section with introductory text and links, and a '大学からのお知らせ' (Notice from the University) section with various links and a PDF document.

ユーザー ID  パスワード:  ログイン

ようこそ! **ようこそ!**

動作環境について

[利用ガイド](#)  
[ログインについて](#)

首都大学東京  
学術情報基盤センター  
TMUNER  
eラーニング総合案内サイト

お問い合わせ先  
学術情報基盤センター 事務室  
情報メディア教育支援係  
e-learning-mi@ml.tmu.ac.jp

kibacoへようこそ

kibacoは首都大学東京での学びをサポートするためのeラーニングシステムです。授業ごとに配布資料や課題・テストなどが掲載されています。

詳しい利用方法は[利用ガイド](#)にありますので、合わせてご利用ください。

Welcome to kibaco. The manual is [here](#).

**大学からのお知らせ**

【よくあるご質問とお問い合わせに関して】  
eラーニング総合案内サイトにて、kibacoに関してよくいただくご質問(FAQ)をご紹介します。

【最近お寄せいただいた質問】

- [kibacoで授業に受講生を登録したい](#)
- [kibacoで同じ時間の授業をまとめてみたい\(科目集約したい\)](#)
- [kibacoで授業に教員を追加したい](#)
- [自分が担当する授業が表示されない](#)

その他のご質問については[こちら](#)よりご覧ください。

【授業への学生の自己登録の方法について】  
kibacoでは、学生によるコースへの自己登録も可能です。  
手順として、まず教員の「自己登録可」とするコース設定が必要です。  
次に、学生が自己登録することになります。

教員のコース設定 : [kibaco利用ガイド](#) → [授業担当者向けマニュアル p34](#)  
学生のコースへの登録 : [kibaco利用ガイド](#) → [受講生用Quick Guide](#)

[【受講生用】自己登録の方法QuickGuide.pdf \(1024 KB\)](#)

【首都大学東京O CWを開始します】

公立大学法人首都大学東京では、平成28年10月1日より、首都大学東京で行われている授業等がインターネットでご覧いただける「O CW」を開始します。

# My Workspace

course tabs

kibaco Logout

My Workspace | 情報リテラシー実践I 74 | 情報リテラシー実践I 61 | 情報リテラシー実践I 43 | - more -

Home | Profile | Membership | Resources | Announcements | Preferences | Account

Manual | About Login

TMU | LIAC | TMJNER | e-learning | kibaco FAQ | Assistant

Please use it freely

ADMISSION  
LIAC Office  
Support Section  
e-learning-  
ml@ml.tmu.ac.jp

Users present:

### Timetable

Reset and Back to Top of Timetable

	Sun	Mon	Tue	Wed	Thu	Fri	Sat
1							
2							
3							
4							
5							
6							
7							

There may be some courses that do not appear on the timetable due to them not using "kibaco."  
Please confirm the finalized course registration on your "CAMPUS SQUARE."

### Notifications concerning Courses

#### Announcements

(viewing announcements from the last 30 days)

There are currently no announcements at this location.

#### Announcements from the University

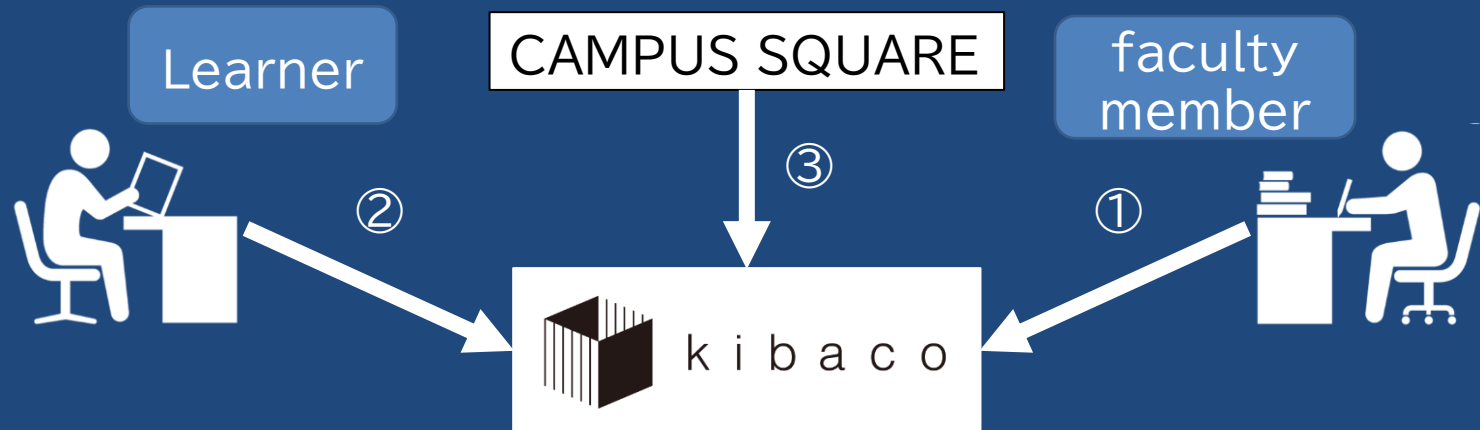
[Options](#)

【よくあるご質問とお問い合わせに関して】  
eラーニング総合案内サイトにて、kibacoに関してよくいただくご質問(FAQ)をご紹介します。  
【最近お寄せいただいた質問】

- [昨年度以前のコースを確認したい](#)
- [授業タブが表示されない](#)
- [kibacoで授業に受講生を登録したい](#)
- [履修申請前に授業でkibacoを使わせたい](#)
- [kibacoで同じ時間の授業をまとめたい\(科目集約したい\)](#)
- [kibacoで授業に教員を追加したい](#)
- [非常勤講師がkibacoを利用したい](#)

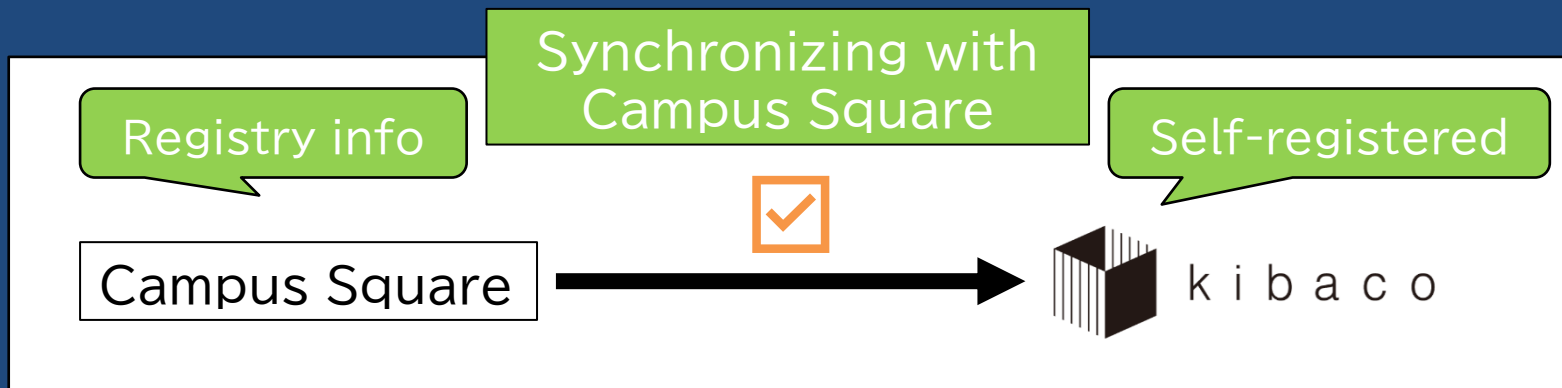
# Accessing a course

- Three ways to access a course:
  - 1) Your instructor registers you for the course
  - 2) You register for the course yourself
  - 3) Your reg. info on CS is transferred to kibaco
    - Once you've started the application process, your info will be transferred every morning, even before your registration is confirmed.



# Self-registration

- Self-registration
  - You can only self-register with the instructor's authorization
  - Enter the code or do a word search and then register (provisional registration)





# Membership

The screenshot displays the Kibaco user interface. At the top left is the Kibaco logo. Below it is a navigation bar with "My Workspace" and three buttons labeled "情報リテラシー実践I 74", "情報リテラシー実践I 61", and "情報リテラシー実践I 43", followed by a "- more -" dropdown menu. On the left side, there is a vertical menu with links for "Home", "Profile", "Membership", "Resources", "Announcements", "Preferences", and "Account". The "Membership" link is highlighted with a red box. The main content area is titled "Membership" and contains a list of items. The first item is "registrated class" with a sub-link "self-registrationable class" highlighted by a red box. The second item is "registrated class".

kibaco

My Workspace 情報リテラシー実践I 74 情報リテラシー実践I 61 情報リテラシー実践I 43 - more -

Home Profile Membership Resources Announcements Preferences Account

Membership

registrated class self-registrationable class

registrated class

# Self-registrationable class

The screenshot displays the Kibaco web application interface. At the top left is the Kibaco logo, and at the top right is a "Logout" link. Below the header is a navigation bar with "My Workspace" and three tabs for "情報リテラシー実践I 74", "情報リテラシー実践I 61", and "情報リテラシー実践I 43", followed by a "- more -" dropdown. On the left side, there is a vertical menu with links for "Home", "Profile", "Membership", "Resources", "Announcements", "Preferences", and "Account". The main content area is titled "Membership" and has two tabs: "registrated class" and "self-registrationable class". The "self-registrationable class" tab is active, showing a search form with the following fields: "Year" (a dropdown menu set to "2020"), "ClassCode", "ClassName", and "Description". Each of these fields has a "Search" button next to it, and there is a "Clear" button to the right of the "ClassCode" field. Below the search form, there is a text instruction: "Please input year, the class code, the class name or the description of the registered class, and search." At the bottom, a red text note states: "NOTES : Classes which are allowed to be registered by the instructor are available."

kibaco [Logout](#)

My Workspace 情報リテラシー実践I 74 情報リテラシー実践I 61 情報リテラシー実践I 43 - more -

Home Profile Membership Resources Announcements Preferences Account

Membership

[registrated class](#) | self-registrationable class

**self-registrationable class**

Year : 2020 ▼ ClassCode :  Search Clear  
ClassName :  Search  
Description :  Search

Please input year, the class code, the class name or the description of the registered class, and search.

NOTES : Classes which are allowed to be registered by the instructor are available.

[Manual](#)  
[About Login](#)

[TMU](#)  
[LIAC](#)

# course pages

kibaco [Logout](#)

My Workspace 情報リテラシー実践I 74 情報リテラシー実践I 61 情報リテラシー実践I 43 - more -

View Site As: - Select Role -

Home [Announcements](#) [コースウェア](#) [Resources](#) [Assignments](#) [Tests & Quizzes](#) [Forums](#) [Site Info](#) [Roster](#) [Gradebook](#) [動画再生](#)

**Site Information Display**

[Options](#)

全学共通科目(2013以降入学)2013以降入学\_基礎ゼミ・情報リテ(基礎科目)

**Notifications concerning Courses**

[Options](#)

**Announcements** (viewing announcements from the last 30 days)

There are currently no announcements at this location.

**Message Center Notifications**

[New in Forums](#) none

[Manual](#)  
[About Login](#)

Side menu

# course resources

kibaco [Logout](#)

My Workspace 情報リテラシー実践I 74 情報リテラシー実践I 61 情報リテラシー実践I 43 - more -

View Site As: - Select Role -

[Home](#) [Announcements](#) [コースウェア](#) [Resources](#) [Assignments](#) [Tests & Quizzes](#) [Forums](#) [Site Info](#) [Roster](#) [Gradebook](#) [動画再生](#)

[Manual](#) [About Login](#) [TMU](#) [LIAC](#) [TMUNER](#) [e-learning](#) [kibaco FAQ](#) [Assistant](#)

## Resources

[Reset and Back to Top of Resources](#)

Site Resources | [Upload-Download Multiple Resources](#) | [Permissions](#)

Location: 情報リテラシー実践I 61 Resources

Move | Copy | Remove

<input type="checkbox"/>	Title	Access	Created By	Modified	Size
<input type="checkbox"/>	情報リテラシー実践I 61 Resources				
<input type="checkbox"/>	sample	Entire site			1 item
<input type="checkbox"/>	rediness.xlsx	Entire site			337.7 KB
<input type="checkbox"/>	tmu.txt	Entire site			133 bytes

[Show other sites](#)

# Further information

- E-learning webpage
  - <http://www.comp.tmu.ac.jp/e-learning/>
- User manual
  - Hard copy: Available in classrooms
  - PDF: Download from above webpage
    - English edition available
- If you need help...
  - System Management Office 2 (ext. 2800, 2801)
  - Email: [e-learning-ml@ml.tmu.ac.jp](mailto:e-learning-ml@ml.tmu.ac.jp)

